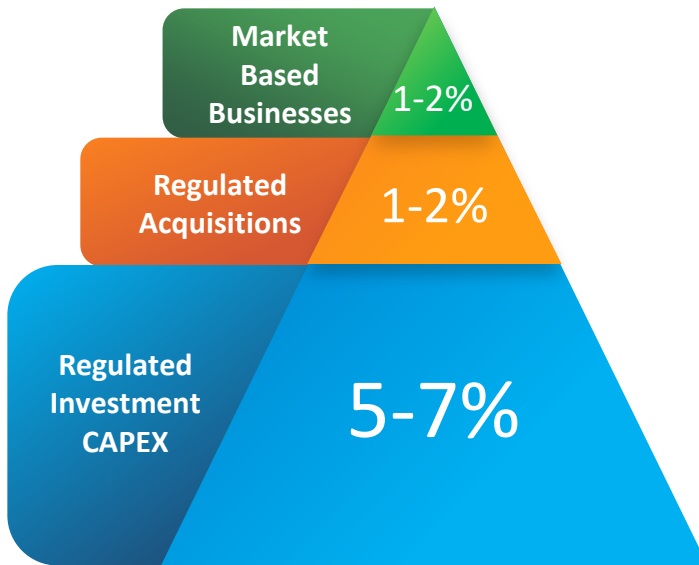




About American Water

With a history dating back to 1886, American Water is the largest and most geographically diverse, publicly-traded water and wastewater utility company in the United States. The company employs approximately 7,100 dedicated professionals who provide regulated and market-based drinking water, wastewater and other related services to more than 14 million people in 46 states and Ontario, Canada. More information can be found by visiting amwater.com.

2019-2023 Plan
7-10%* EPS CAGR top half of range




* Growth triangle reflects 2019 – 2023 EPS CAGR goal of 7-10% anchored from FY 2017 Adjusted EPS.

LONG TERM OUTLOOK

- Expected to deliver in **top half** of **7-10%*** target EPS CAGR guidance through 2023
- Maintaining our estimated **\$8.0 – \$8.6 Billion** five year capital investment
- Continuing **improvement** in O&M and Capital efficiency for customer affordability
- Growing our dividend at **high end** of targeted long-term **7 – 10%*** EPS CAGR

CUSTOMER SATISFACTION

Top Quartile Water Industry



Based on survey results of 12 water utility companies (Including AW)

Market Statistics***

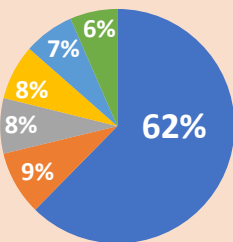
- ≈\$27.1 Billion Total Enterprise Value
- ≈1 Million Average Daily Trading Volume
- ≈\$18.3 Billion Market Capitalization
- \$3.4 Billion in 2018 Revenues – 87% Regulated & 13% Market-Based
- 2.0% Dividend Yield

***Market data as of March 7, 2019. Source: FactSet

ENVIRONMENTAL STEWARDSHIP

- #23 on Barron's 100 Most Sustainable Companies; Highest ranked Utility
- Members of Bloomberg Gender-Equity Index
- Only water utility to be named by Newsweek in its 2016 list of "America's Top Green Companies."
- 150+ awards for superior water quality from state regulators, industry organizations, individual communities and governmental and environmental agencies throughout the U.S.

2019-2023 Average Regulated Capital Expenditures by Purpose



- Infrastructure Renewal
- Resiliency
- System Expansion
- Other
- Water Quality
- Operational Efficiency, Technology & Innovation

Assets

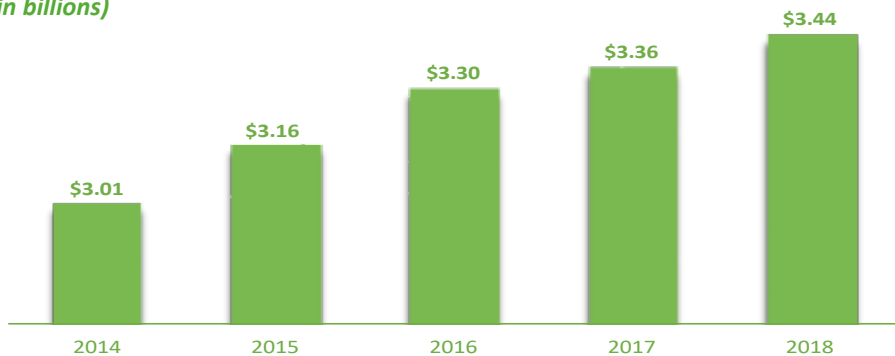
- ≈14 Million People Served
- 51,000 Miles of Pipeline
- Approximately 7,100 Employees
- 1,600 Communities Served
- 3.4 Million Total Customer Connections



Financial Information

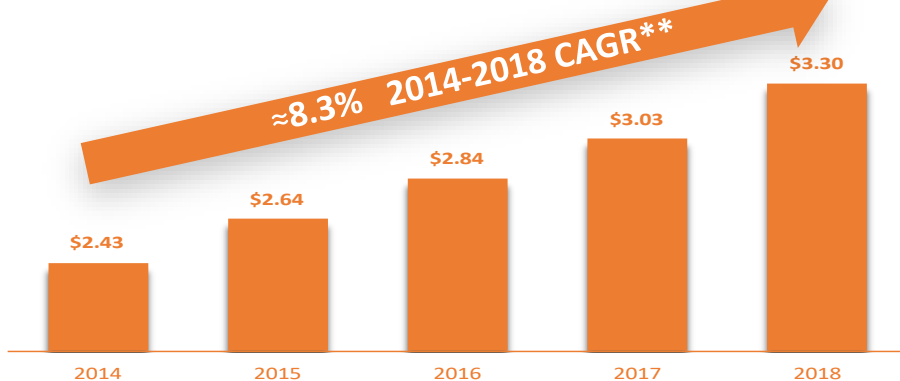
ANALYST COVERAGE

Operating Revenues (in billions)



Company	Analyst
Argus	John Staszak
Baird Equity Research	Ben Kallo
Boenning & Scattergood	Ryan Connors
BofA Merrill Lynch	Julien Dumoulin-Smith
Coker Palmer	Rich Verdi
Evercore ISI	Durgesh Chopra
Goldman Sachs	Michael Lapedes
Guggenheim Securities	Shar Pourreza
HSBC Global Research	Verity Mitchell
Janney	Michael Gaugler
Macquarie Research	Angie Storzynski
Northcoast Research	Andy Cohen
UBS	Daniel Ford
Wells Fargo	Jonathan Reeder
Wolfe Securities	Steve Fleishman

Adjusted Earnings Per Share (EPS)*



LEARN MORE ONLINE
ir.amwater.com

AWK LISTED NYSE For more information visit our website or download the AWK IR App to get the latest stock quotes, news releases, performance data as announced, corporate governance policies, SEC filings and information about the water utility industry.

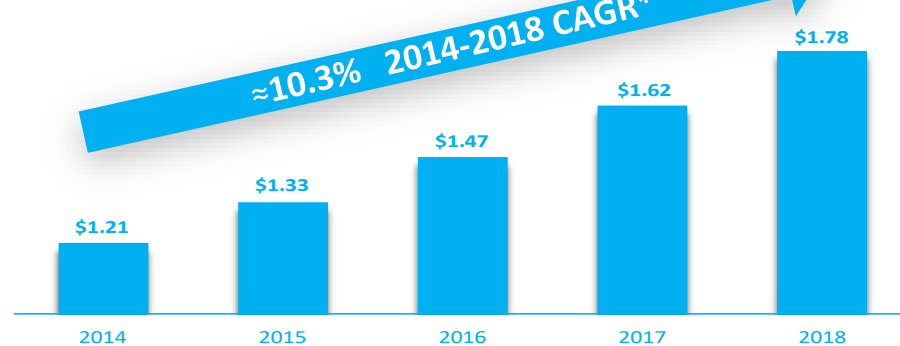
CORPORATE HEADQUARTERS
 American Water
 1 Water Street
 Camden, NJ 08102

INVESTOR RELATIONS CONTACTS
 Ed Vallejo
 Vice President, Investor Relations

Ralph Jedlicka
 Director, Investor Relations

ir@amwater.com
 (877) 310-7174

Dividend Growth



***Anchored off of 2013 dividends paid, including an accelerated first quarter 2013 cash dividend paid on December 28, 2012 to allow shareholders to take advantage of 2012 tax rates.

Cautionary Statement Concerning Forward-Looking Statements

Certain statements in the Fact Sheet are forward-looking statements within the meaning of the safe harbor provisions of the Private Securities Litigation Reform Act of 1995. These forward-looking statements are predictions based on American Water's current expectations and assumptions regarding future performance. However, since these statements deal with future events, they are subject to numerous risks, uncertainties and other factors that may cause the actual performance of American Water to be materially different from the performance indicated or implied by such statements. For further information regarding these uncertainties and risks associated with American Water's business, please refer to American Water's annual, quarterly and other filings with the Securities and Exchange Commission. Except as required by the federal securities laws, the company undertakes no duty to update any forward-looking statement.